

"BIB-NOSE" PATTERN HIGH PRESSURE REGULATING HYDRANT VALVE

GENERAL

"AE" 65mm Gunmetal high-pressure "Bib-Nose" pattern regulating hydrant valve is field adjustable which allows the user to set the valve outlet pressure as desired according to the conditions of the fire protection system in which the valves are installed.

The valve comes with screw (Fig.138) or flange inlet (Fig.139FG) connections.

The design and construction of the hydrant valve are strictly in accordance with BS5041 : Part 1 : 1987 and generally to BS5154 : 1991 standards.

It is suitable for connection to a high pressure water supply of up to 21 bars (300 PSI) and provide a constant reduced outlet pressure which can be set in-situ during testing and commissioning of the fire protection system.

This constant uniform set outlet pressure of the valve, irrespective of its' location in which it is installed either in a high rise building or off-shore plants safeguards the fireman from inconsistent hose pressures in a fire situation.

The selection of the materials in the manufacture of the valve are all corrosion resistant, tough and durable. This ensures the product long-life plus providing an efficient service in the time of need.

The shut-off of the valve for good water-tight sealing is achieved by using a high quality rubber bonded seat disc which acts as a primary rubber to metal seal, whilst a secondary metal to metal shut-off is also incorporated in the design of the valve.

Every hydrant valve manufactured is hydrostatically tested to 22.5 bars and 30.0 bars for the valve seat and body respectively. The valve outlet static pressure is factory preset at 7.0 bars (100 PSI) as required in the standard.

The internal casting finishes of every valve is of high quality ensuring a low flow restriction that meets the standard's water flow test requirement.

The hydrant valve comes complete with standard "black" ("Red" is optional) plastic blankcap and chain. Alternative blankcaps made of aluminium, brass or gunmetal are available on request.



"BIB-NOSE" PATTERN HIGH PRESSURE REGULATING HYDRANT VALVE

OPERATION

When the valve is open, the inlet pressure flows into the upper part of the pressure chamber. By adjusting the spring below, a balance pressure of these two forces determines the degree of the valve opening to maintain a constant outlet pressure.

When the valve outlet pressure is regulated, it will remain set unless it is being tempered. The valve outlet pressure setting can only be regulated under a "flowing" condition. A small flow coming out of the valve outlet is sufficient to perform the task.

The valve counter-balance spring design allows the outlet pressure range to be regulated between 3.5 and 12 bars. The inlet pressure ranges from 5.7 to 21 bars.

CONNECTIONS

Inlet : 65mm dia Male BSPT or BS4504 PN16 flat-face flange.


Outlet : 65mm BS336 female instantaneous.

Optional inlet flange size, eg., 76mm (3") and type to BS10 Table D or E flange, ASME B16.24 #150 and #300 standards are available upon request.

FEATURES

- Compact and elegant design with excellent flow characteristics.
- High quality casting finishes.
- Primary shut-off by rubber to metal and a secondary metal to metal seating.
- Corrosion resistant and quality materials used for durability, long-life and efficiency.
- Maintenance free.

APPROVAL

-  BSI Kitemark KM551498 (UK)
- SETSCO Listed under PLS Class 1A (Singapore).

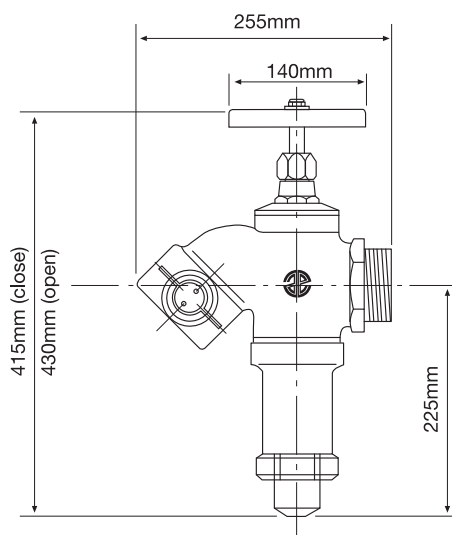


Fig.138

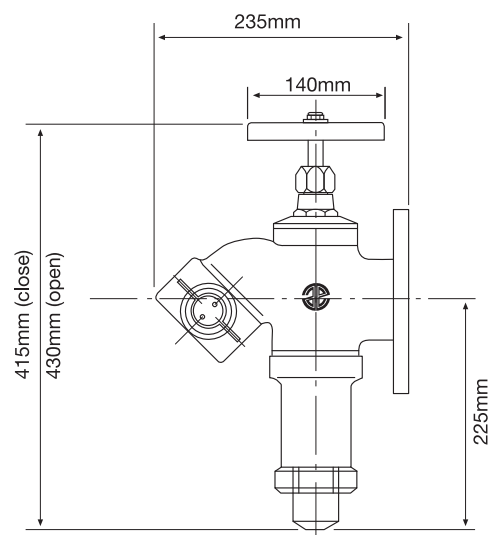


Fig.139FG