

GLOBE PATTERN HYDRANT VALVES FLANGE INLET TYPE

GENERAL

"AE" range of 65mm "low-pressure" globe pattern hydrant valves with flange inlet connection comes in four different configurations namely, "Oblique", "Right- Angle", "Bib-Nose" and "Horizontal" patterns.

The design and construction of the hydrant valves are strictly in accordance with BS5041 : Part 1 : 1987 & generally to BS5154 : 1991 standards. The valves are suitable for both on-shore and off-shore fire protection applications.

The shut-off of the valve for good water-tight sealing is done by using a high quality rubber bonded seat disc which acts as a primary rubber to metal seal, whilst a secondary metal to metal shut-off is also incorporated in the design of the valve.

Every hydrant valve manufactured is hydrostatically tested to 16.5 bars and 22.5 bars for the valve seat and body respectively. The internal casting finishes of every valve is of high quality ensuring a low flow restriction that meets the standard's water flow test requirement. The hydrant valve comes complete with standard "black" ("Red" is optional) plastic blankcap and chain. Alternative blankcaps made of brass or gunmetal are also available upon request.

FEATURES

- Compact and elegant design with excellent flow characteristics.
- High quality casting finishes.
- Primary shut-off by rubber to metal and a secondary metal to metal seating.
- Corrosion resistant and quality materials used for durability, long-life and efficiency.
- Maintenance free.

CONNECTIONS

Inlet : 65mm dia BS4504 PN16 flat-face flange.
Outlet : 65mm BS336 female instantaneous.

Optional inlet flange size, eg., 76mm (3") and type to BS10 Table D or E flange, ASME B16.24 #150 and #300 standards are available upon request.

APPROVAL


-  BSI Kitemark KM551498 (UK)
- SETSCO Listed under PLS Class 1A (Singapore).



Fig.132FG Right-Angle



Fig.133FG Oblique



Fig.134FG Horizontal



Fig.137FG Bib-Nose

GLOBE PATTERN HYDRANT VALVES FLANGE INLET TYPE

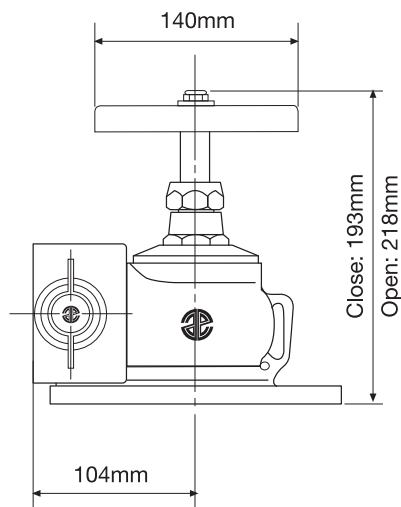


Fig.132FG Right-Angle

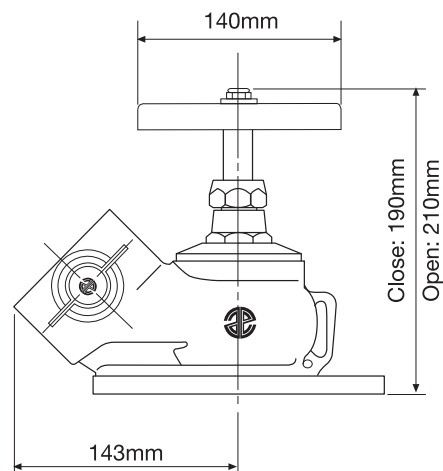


Fig.133FG Oblique

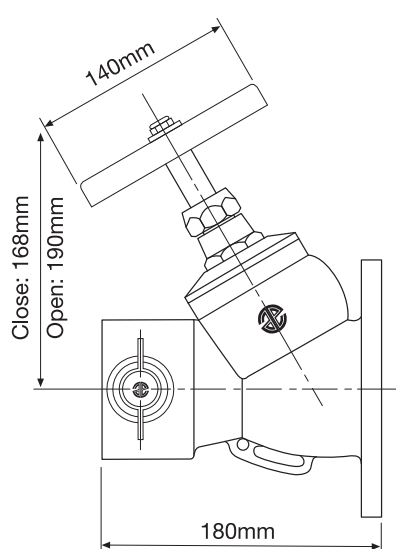


Fig.134FG Horizontal

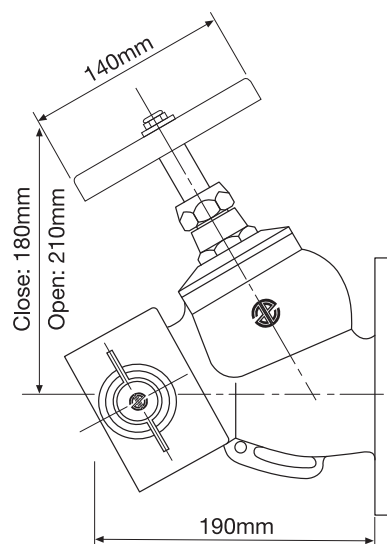
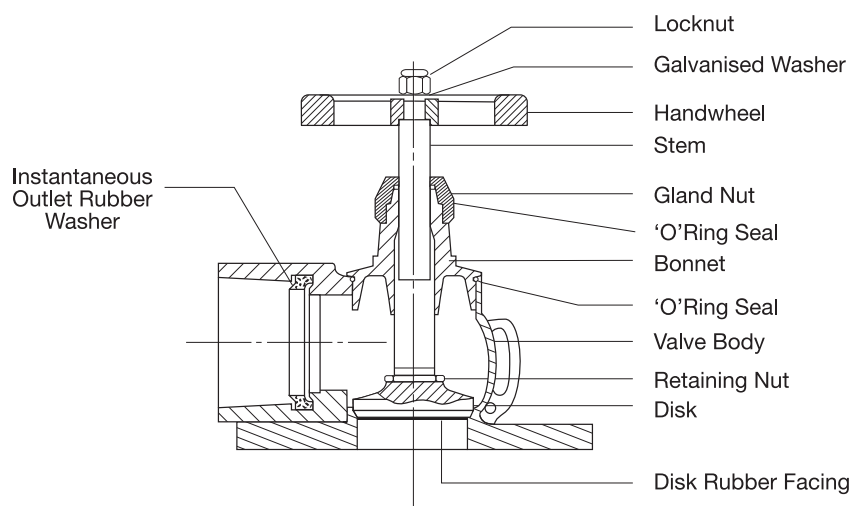


Fig.137FG Bib-Nose



* All dimensions shown are in millimetres.

* Due to the improvement in the design and standard, we reserve the right to change the specifications without prior notice.