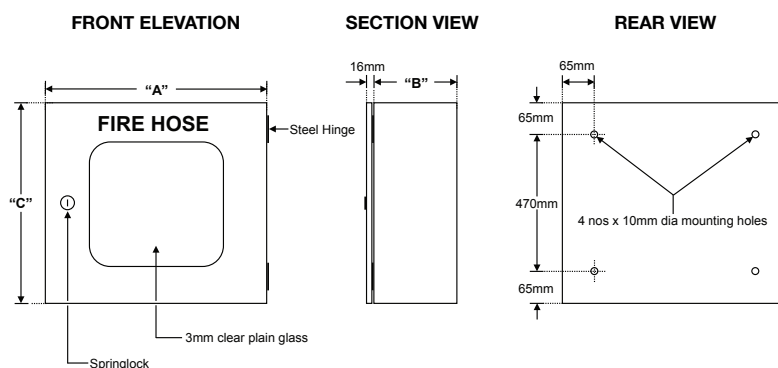


FIRE HOSE CABINET AND CRADLE



| Model | Dimensions | | | |
|----------|------------------|-------|-------|-------|
| | Description | A | B | C |
| Fig. 710 | Single fire hose | 650mm | 225mm | 600mm |
| Fig. 720 | Double fire hose | 650mm | 350mm | 600mm |



Fig.710 Single Hose Cabinet



Fig.720 Double Hose Cabinet

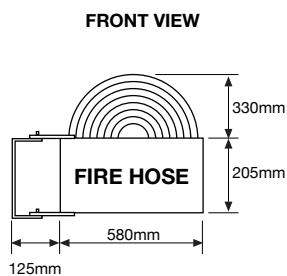
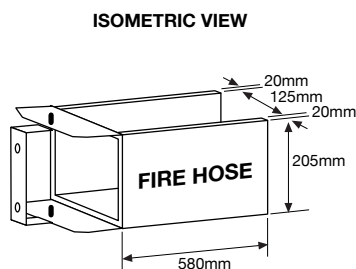


Fig.730 Swing Hose Cradle

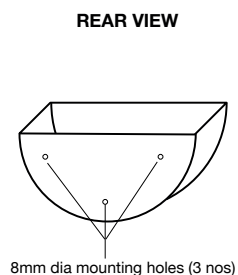
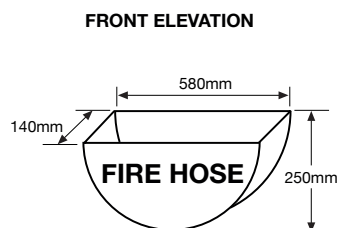


Fig.740 Fixed Single Hose Cradle

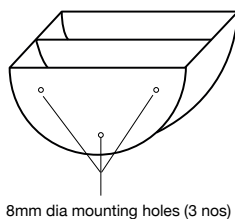
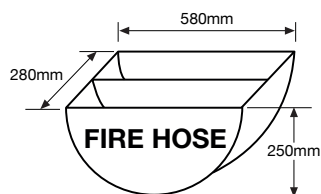


Fig.750 Fixed Double Hose Cradle

Materials: Electro-galvanised steel. Aluminium or stainless steel materials are available upon request.
 Finishes: "Red" Epoxy/Polyester powder coated.

* All dimensions shown are in millimetres.

* Due to the improvement in the design and standard, we reserve the right to change the specifications without prior notice.