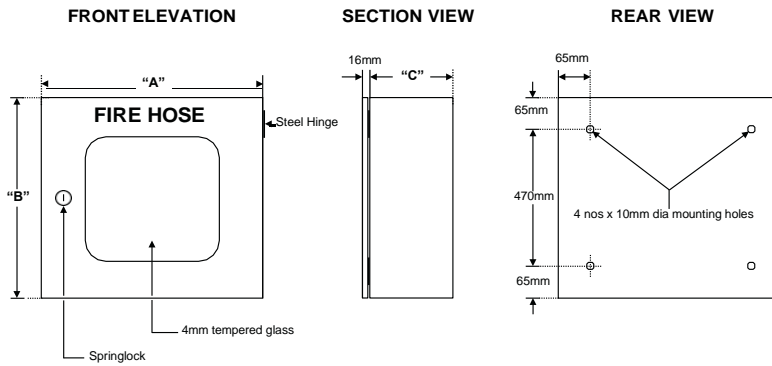


FIRE HOSE CABINET AND CRADLE



Model	Dimensions			
	Description	A	B	C
Fig. 710	Single fire hose	675mm	625mm	225mm
Fig. 720	Double fire hose	675mm	625mm	350mm



Fig.710 Single Hose Cabinet



Fig.720 Double Hose Cabinet

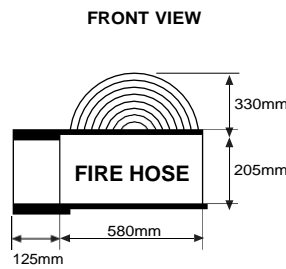
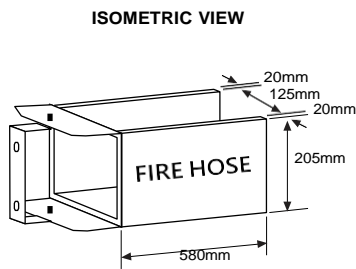


Fig.730 Swing Hose Cradle

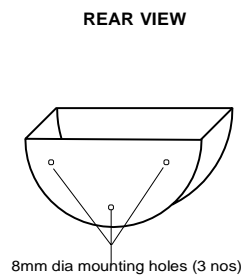
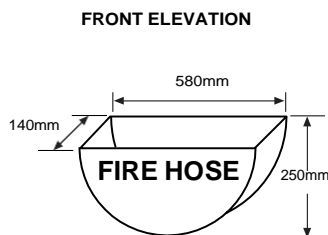


Fig.740 Fixed Single Hose Cradle

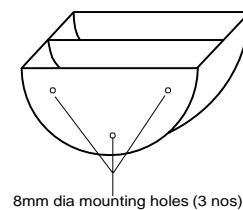
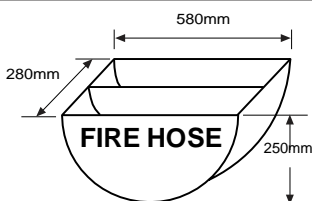


Fig.750 Fixed Double Hose Cradle

Materials: Electro-galvanised steel. Aluminium or stainless steel materials are available upon request.
 Finishes: "Red" Epoxy/Polyester powder coated.

* All dimensions shown are in millimetres.

* Due to the improvement in the design and standard, we reserve the right to change the specifications without prior notice.